

**Student Choreography (Trio):
Princess of Cairo – Taksim Kanoun
Album: Nagwa Fouad Princess of Cairo**

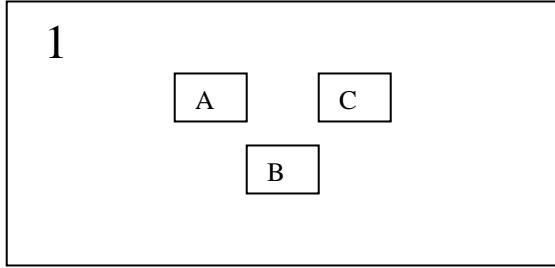
Song total: 18 counts of 8 – 1:17

- This choreography is written in 4 sections. Each section is 4 counts of 8. The song is very slow and mysterious, smile, but move very fluidly and elegantly.
- There is 1 count of 8 of pose at the beginning and end of the song.
- The choreography is written for 3 people, who are listed here as A, B & C. For positions of A,B & C during each of the 4 sections, see the diagrams included.

| Section | Step/Combination | Counts of 8 | Direction/Notes |
|---------|------------------|-------------|--|
| 1 | Pose | 1 | ALL: Pose facing audience in position 1 (see diagram) Arms crossed overhead (same as before) |
| 1 | Circles | 1 | A&C: (Arms crossed in front of chest) 1 hip circle to the right taking 8 counts B: (Arms crossed overhead) 1 chest circle to the right taking eight counts |
| 1 | Traveling | 1 | A&C: (Arms crossed in front of chest) Easy hips moving forward. (Total 8 counts - Count is “To Right 2, to center 2, to left 2, to center 2”) B: (Arms crossed overhead) 1 undulation stepping one step backwards taking eight counts |
| 1 | Circles | 1 | A&C: (Arms crossed in front of chest) 1 hip circle to the right taking 8 counts B: (Arms crossed overhead) 1 chest circle to the right taking eight counts |
| 1 | Traveling | 1 | A&C: (Transition from Arms crossed in front of chest to Arms crossed overhead) Easy hips moving forward. (Total 8 counts - Count is “To Right 2, to center 2, to left 2, to center 2”) B: (Arms crossed overhead) 1 undulation stepping one step backwards taking eight counts |
| 2 | Follow | 1 | (Arms crossed overhead for all) A: 1 ami right, then hips RLR turn in to face center in preparation for making circle. (Count is “ami, 2, 3, 4 – hips RLR hold”) While A is performing ami and hips, B & C are still and holding in pose) |

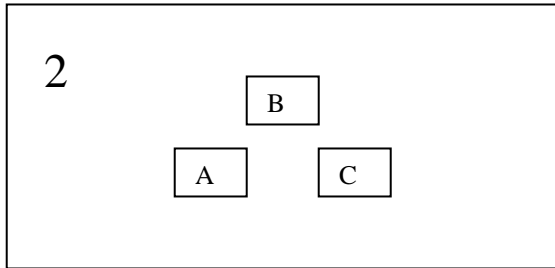
| | | | |
|---|--------------------|---|---|
| 2 | Follow | 1 | (Arms crossed overhead for all) B: 1 ami right, then hips RLR turn in to face center in preparation for making circle. (Count is “ami, 2, 3, 4 – hips RLR hold”) While B is performing ami and hips, A & C are still and holding in pose) |
| 2 | Follow | 1 | (Arms crossed overhead for all) C: 1 ami right, then hips RLR turn in to face center in preparation for making circle. (Count is “ami, 2, 3, 4 – hips RLR hold”) While C is performing ami and hips, B & A are still and holding in pose) |
| 2 | Follow | 1 | (Start with Arms crossed overhead for all and on hips RLR, lower arms and hold hands forming circle) ALL: 1 ami right, then hips RLR facing center to make a circle. (Count is “ami, 2, 3, 4 – hips RLR hold”) |
| 3 | Grapevine circle | 1 | ALL: Holding hands, starting with right foot crossing over, grapevine to the left (8 counts – over & back & over & back) |
| 3 | step hips | 1 | ALL: Holding hands, starting with right foot stepping: Into circle: 2 Step hips Back out: 2 step hips |
| 3 | Grapevine circle | 1 | ALL: Holding hands, starting with right foot crossing over, grapevine to the left (8 counts – over & back & over & back) |
| 3 | step hips | 1 | ALL: Holding hands, starting with right foot stepping: Into circle: 2 Step hips Out and line up: 2 step hips (On last two step hips, travel to transition to all in a straight line side by side facing the audience) |
| 4 | Chest slides | 1 | (Arms overhead in pose position) ALL: Chest slides Right, Center, Left, Center |
| 4 | Hip Slides | 1 | (Arms overhead in pose position) ALL: Hip slides Right, Center, Left, Center |
| 4 | Chest slides | 1 | (Arms overhead in pose position) ALL: Chest slides Right, Center, Left, Center |
| 4 | Hip Slides | 1 | (Arms overhead in pose position) ALL: Hip slides Right, Center, Left, Center |
| 4 | Undulation in pose | 1 | (Arms overhead in pose position) ALL: One undulation (8 counts) to end of song |

Position Diagrams:



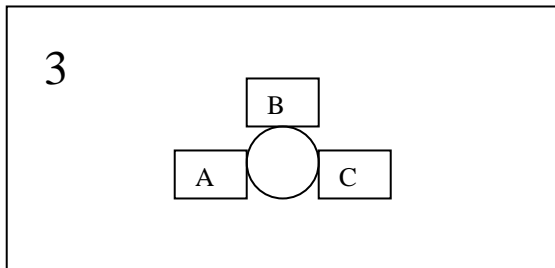
Transition from 1 to 2:

A & C move forward
B moves back



Transition from 2 to 3:

ALL Face inward and link hands



Transition from 3 to 4:

ALL On last 2 step hips, all line up facing front
(It does not matter which order you are in at this point as long as everyone is side by side)

